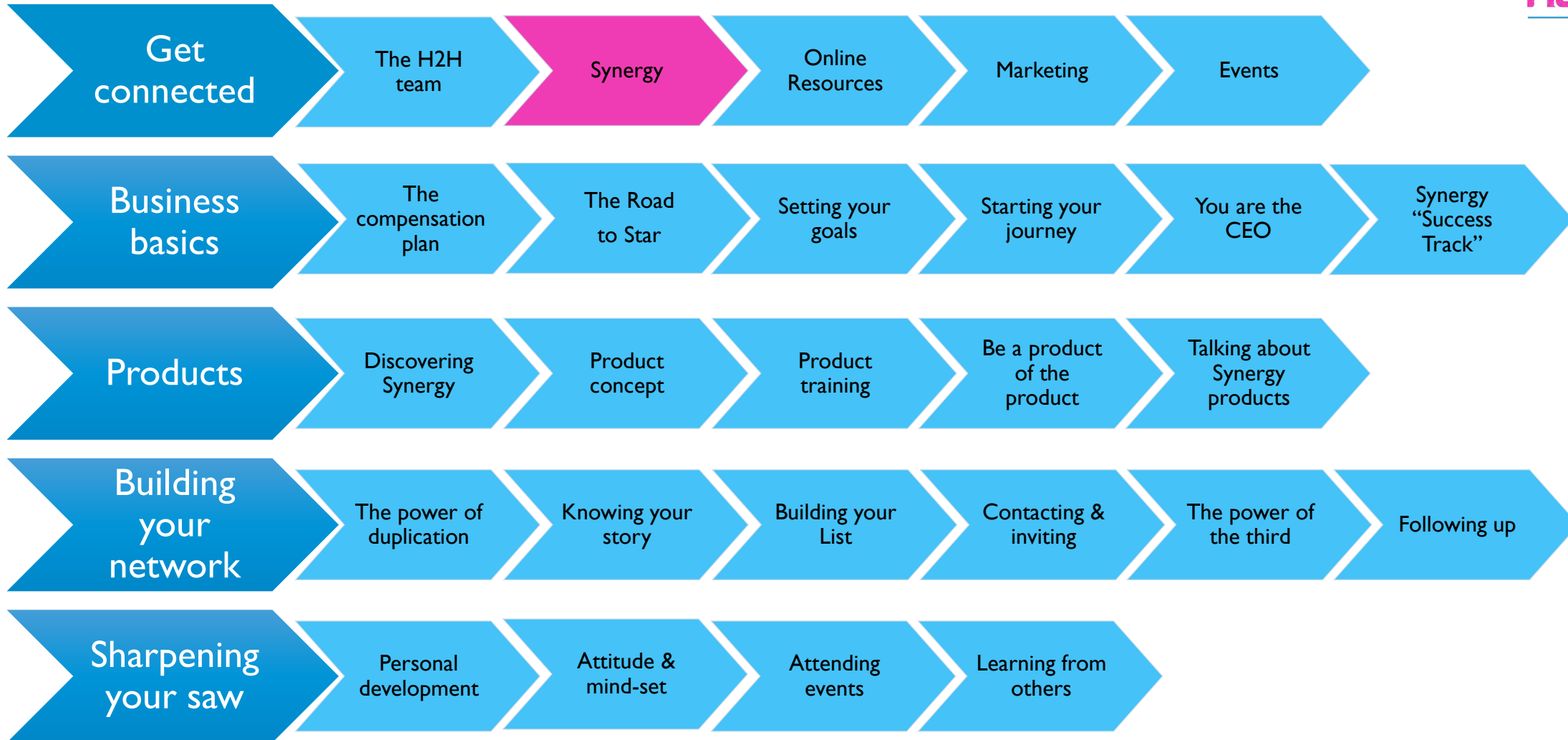


Modules in the H2H System



Connect To Synergy



It is important to connect with Synergy to make sure you are informed of corporate updates, events, promotions, product information and general news.

Synergy Blog

The Synergy blog can be found at <http://ieblog.synergyworldwide.com/> where you will find links to follow Synergy on Instagram, Facebook, YouTube and Twitter

Within the blog you can see:

Current and searchable back-dated news items

Photos of previous Events

Corporate Videos

Promotions

Achievements

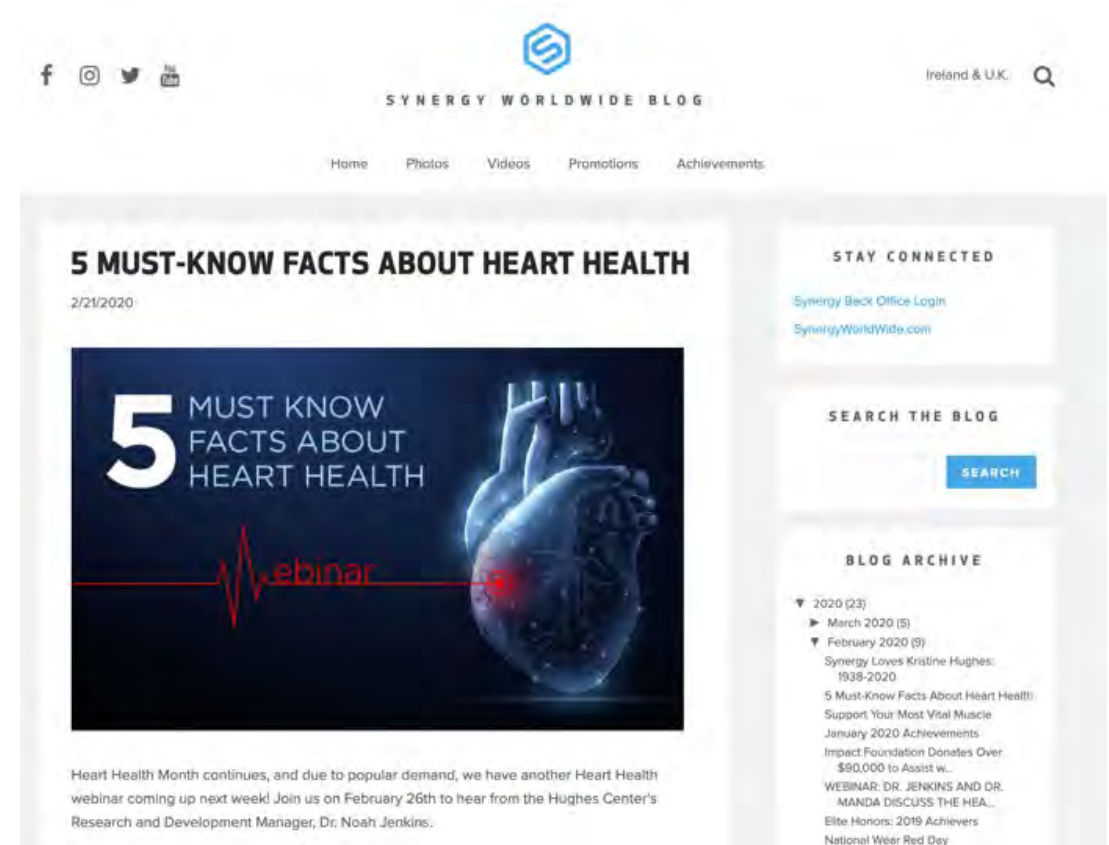


Synergy Worldwide



On the main corporate website <https://synergyworldwide.com/> you can select a country on the top left-hand corner in order to view products and information in other markets and to become informed of what markets are open. It's exciting to know you can build a Global Business with Synergy which can continue to build whilst you sleep!

Under the menu item “About” you will see a link to the Blog which will take you to the posts for that country for information about local events and news that could help your team members build their business



Customer Service

Every country has their own customer service help desk

UK Customer Service

Opening Hours: 8am-5pm

(closed between 12 noon and 1pm)

Telephone: 0800 260 6052

Email: ukcs@synergyworldwide.com

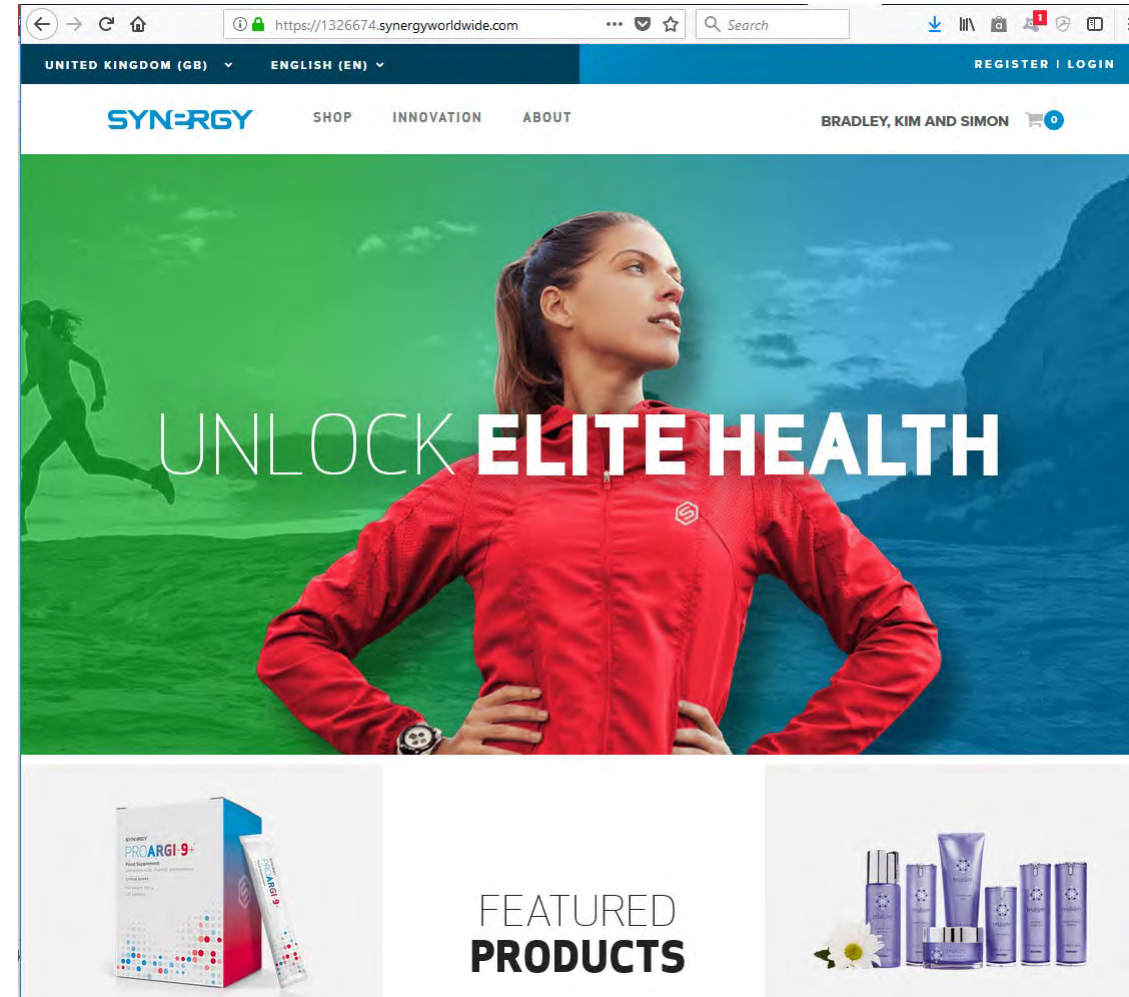


Synergy Customer Service staff at European HQ

The Synergy Online Shop



- Team Members have access to a free replicated website—a Synergy site connected to your individual business. Enrolments and transactions that occur on your replicated site interface will benefit you directly
- Your Synergy shop can be found at <https://1234567.synergyworldwide.com> replace 1234567 with your Synergy ID number
- You can personalise your shop name by logging in to your Pulse dashboard, clicking the tab My Synergy and Create Your Own Unique Website URL – i.e. mysynergyshop.synergyworldwide.com



Synergy Corporate



There are many opportunities to meet with Synergy corporate staff;

- Synergy webinars
- Corporate events
- Annual summits
- Vision Retreat

Building a relationship with the corporate staff will help provide you with support and you will get to know the people behind the scenes who are there to help you succeed.



Synergy Worldwide HQ, Utah, US

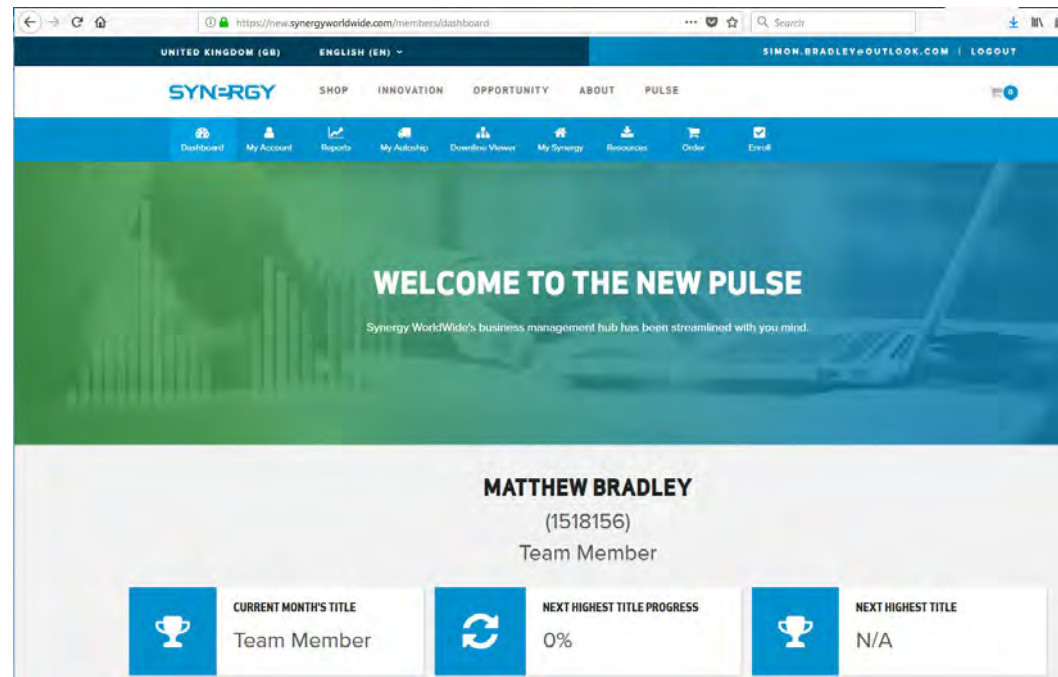


Synergy European HQ, World Trade Centre, Barcelona

Your Pulse Dashboard



- Your Synergy Pulse dashboard can be found by logging into <https://synergyworldwide.com>
- Make sure you have your login details from your upline, which are sent to you via a welcome email
- You will be given an overview of your Pulse dashboard in the Setup meeting, there are also videos available in [Resources](#) >> [Team Member Journey](#) >> [Foundation](#)

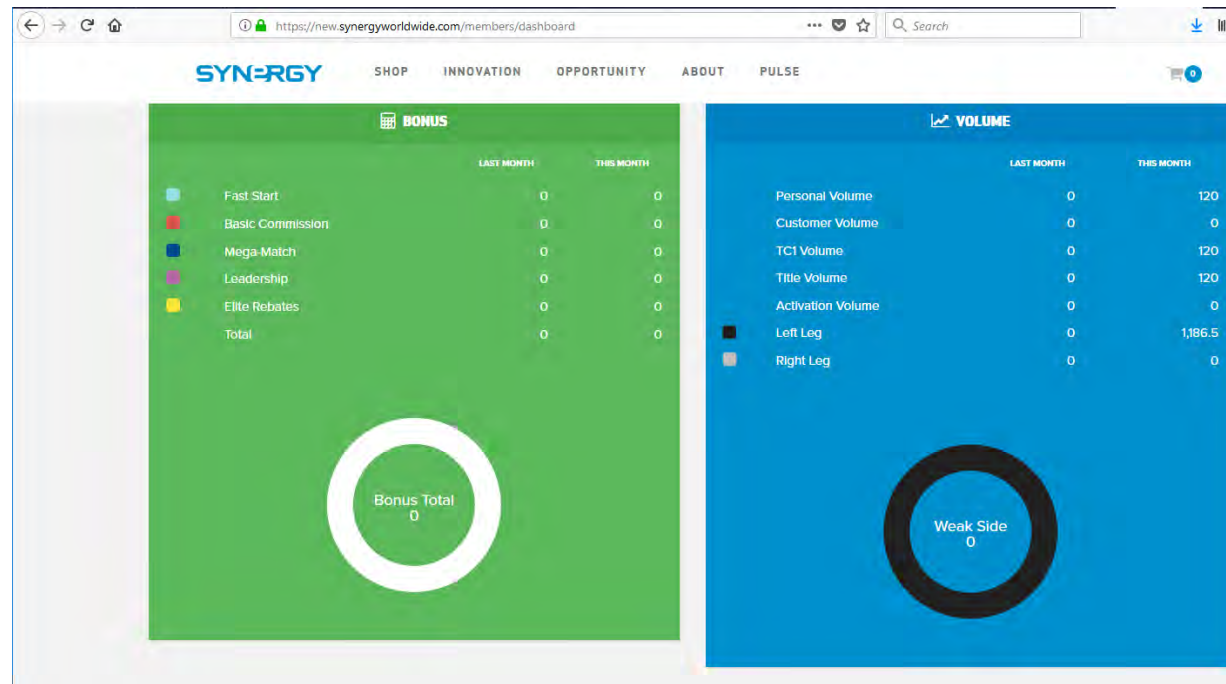


Your Pulse Dashboard



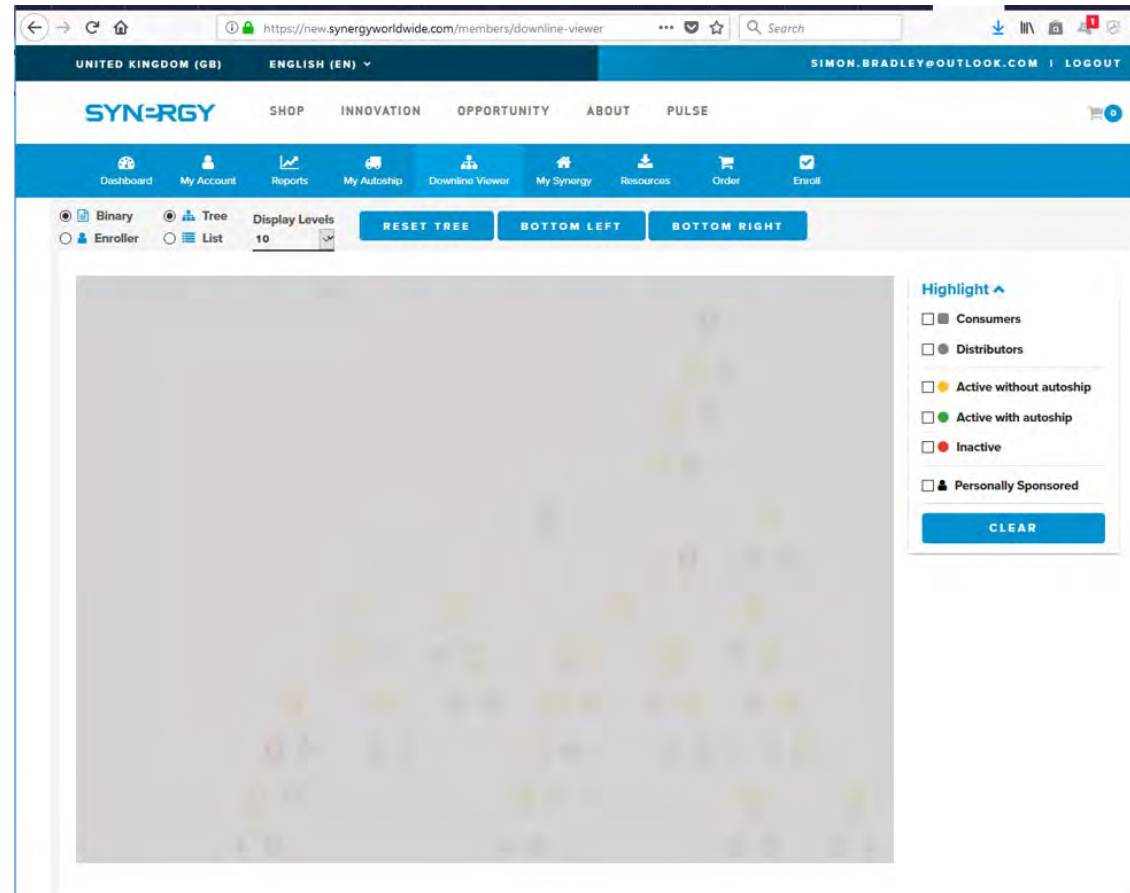
All of your monthly income made up of commission payments from team building and customer volume will be on the front page.

You can see your current Title on the Synergy Success Ladder and what progress you are making towards your next Title.



Your Pulse Dashboard

You can look at your complete organisation in Downline Viewer, which will help you determine where to spend time managing and growing key team members to enable both them and you succeed. You can add key team members to your front dashboard to see their progress at a glance.



Your Pulse Dashboard



You can set up, view or amend your Autoship through the My Autoship tab

The screenshot shows the 'MY AUTOSHIP' page in a web browser. The browser address bar shows 'https://new.synergyworldwide.com/members/my-autoship'. The page header includes 'UNITED KINGDOM (GB)', 'ENGLISH (EN)', and the user email 'SIMON.BRADLEY@OUTLOOK.COM' with a 'LOGOUT' link. The main navigation bar has 'SYNERGY' and tabs for 'SHOP', 'INNOVATION', 'OPPORTUNITY', 'ABOUT', and 'PULSE'. A secondary navigation bar contains icons for 'Dashboard', 'My Account', 'Reports', 'My Autoship', 'Downline Viewer', 'My Synergy', 'Resources', 'Order', and 'Enroll'. The main content area is titled 'MY AUTOSHIP' and shows a status bar with a green checkmark and the text 'Active | Autoship Date: 2 of every month.' Below this is the 'AUTOSHIP DETAILS' section with an 'Edit Details' link. It displays 'Autoship Date: 2 of every month.' and 'Start Date: January 2018'. A table lists the items in the autoship pack:

Description	CV	TC	Tax Rate	Qty	Price	Total
UK - V3 120cv Pack (1 PA9, 1 Mist, 1 Phyto) (UK94035)	120	1	20%	1	£82.50	£82.50
↳ CZ - ProArgi-9+ SSP - 1 Czech/English (SE74902)				1		
↳ UK - Mistify - English (SE74029)				1		
↳ UK - Phytolife (CZ) (SE92818)				1		
				Total CV		120
				Subtotal		£82.50
				Tax (%)		£18.21
				SHIPPING		£8.55
				Handling		£0.00
				Grand Total		£109.26

Your Pulse Dashboard



There are lots of different reports that you can run - to view commissions, sales, team member growth and much more

The screenshot shows a web browser displaying the Synergy Pulse dashboard. The user is logged in as SIMON.BRADLEY@OUTLOOK.COM. The dashboard has a navigation menu with options like Dashboard, My Account, Reports, My Autoship, Downline Viewer, My Synergy, Resources, Order, and Enroll. The 'Reports' menu is open, showing a list of reports including Commission Summary, Active Team Members, Autoship Report, Active Autoship Template, Team Demographics, Monthly Sponsored Customers, New Enrollments, Top Recruiter, Personal Sponsorship, Striking Distance, Elite Honors, Customers, Pin Level, Organization Volume Tracker, Personal Tracking Center CV, Personal Pin Title Tracker, and Business Growth Tracker. The 'Commission Summary' report is selected, showing a 'Monthly Earning' chart for the period 'Jan-18'. Below the chart is a table titled 'COMMISSION MONTH SUMMARY' with columns for PERIOD, ADJUSTMENTS, AUTOSHIP FAST START, BASIC, BUILDER BONUS, ELITE REBATE FAST START, GLOBAL LEADERSHIP, MEGA-MATCH, RETAIL, TOTAL FOR MONTH, and COMMISSION STATEMENT. The table shows data for the periods 12-2017, 11-2017, and 10-2017, with all values being 0.

PERIOD	ADJUSTMENTS	AUTOSHIP FAST START	BASIC	BUILDER BONUS	ELITE REBATE FAST START	GLOBAL LEADERSHIP	MEGA-MATCH	RETAIL	TOTAL FOR MONTH	COMMISSION STATEMENT
12-2017	0	0	0	0	0	0	0	0	0	
11-2017	0	0	0	0	0	0	0	0	0	
10-2017	0	0	0	0	0	0	0	0	0	

Synergy Resources



Under the Resources Tab you will find forms, images and Product information for all the open markets in Synergy.

Further resources are available in the search facility of this training portal website

<https://synergyworldwide.com/members/resources/gb>

A screenshot of the Synergy website's Resources page. The page has a blue navigation bar with the Synergy logo and menu items: SHOP, INNOVATION, OPPORTUNITY, ABOUT, PULSE. Below the navigation bar is a secondary blue bar with icons and labels for Dashboard, My Account, Reports, My Autoship, Downline Viewer, My Synergy, Resources, Order, and Enroll. The main content area is titled 'DOWNLOADS' and contains a paragraph: 'Here you will find a variety of digital resources organized by country. Start by selecting a country to access marketing materials, videos, forms and more.' Below this is a grid of country links, each with a flag icon and the country name: Global, Australia, Austria, Canada, Czech Republic, Denmark, Finland, Germany, Hong Kong, Iceland, Indonesia, Ireland, Italy, Japan, Korea, Malaysia, The Netherlands, New Zealand, Norway, Poland, Singapore, and Slovenia, Sweden.

SUMMARY



It is important to connect with Synergy to make sure you are informed of corporate updates, events, promotions, product information and general news.

- Get to know the corporate website
- Explore the blog
- Go through your Pulse dashboard and look at the reports available to see how your business is growing
- Visit your online shop to make sure it is active, and you understand how to share it